



OPENCOESIONE
Verso un migliore uso delle risorse: scopri, segui, sollecita.

Future development: Open Data –
the experience of OpenCoesione
Madrid, 18 October 2023

The OpenCoesione initiative

OpenCoesione is the open government initiative on cohesion policy in Italy, born in 2012.

www.opencoesione.gov.it provides **access to searchable data** on:

- ▶ Implementation of cohesion policy in Italy (projects financed by the European Structural Funds and the National Funds for Development and Cohesion)
- ▶ resources planned and spending
- ▶ locations
- ▶ thematic areas

The information includes data on planning and implementing authorities, the implementation timetable for **individual projects** and the associated bimonthly series of cumulative payments.



downloadable
open-format
data

OpenCoesione: administrative data on...



PROJECTS

Programming period
Fundings (national and EU)

Theme and type of
investment

Status (completes, settled, open, not
started)

Expected/effective start and
end date

Focuses: in-depth thematic
studies on implemented

projects (Research and Innovation,
Tourism, Culture and Nature, Confiscated
Assets)



ENTITIES

Planning Body

Implementing Body

Beneficiaries



TERRITORIES

Where does the funding
go?



OpenCoesione: administrative data on...

3 Programming periods: 2007-2013, 2014-2020 and 2021-2027

Funding monitored
€ 256.3 billion

of which
cohesion funds
€ 206.6 billion

Payments monitored
€ 137.6 billion

of which
cohesion payments
€ 122.1 billion

Projects monitored
1,936,680

OPENCOESIONE: New interface lunched in July 2023

OPENCOESIONE
Verso un migliore uso delle risorse: scopri, segui, sollecita.

SCRIVI A OPENCOESIONE | NEWS | OPEN DATA | ENGLISH

Cerca tra progetti, soggetti e territori

HOME | PROGETTI | PROGRAMMI | SOGGETTI | PROGRAMMAZIONE | RISORSE E STRUMENTI | RIUSO

OpenCoesione è l'iniziativa di open government sulle politiche di coesione in Italia. Sul portale sono navigabili dati su risorse, programmi e spese, localizzazioni, ambiti tematici, soggetti programmatori e attuatori, tempi di realizzazione e pagamenti dei singoli progetti. Tutti possono così valutare come le risorse vengono utilizzate rispetto ai bisogni dei territori.

OPPORTUNITÀ DI FINANZIAMENTO 2014-2020
Vai qui per ricercare e scaricare le opportunità di finanziamento rivolte ai potenziali beneficiari per la realizzazione di progetti di investimento finanziati con le risorse delle politiche di coesione 2014-2020.

In corso: 178 (€ 4,2 miliardi)
In scadenza nei prossimi 7 giorni: 1

Tutti i tipi di programmazione | VAI ALLA LISTA DEI PROGETTI

Costo pubblico monitorato (incluse risorse attratte) € 181,3 miliardi | Pagamenti monitorati (incluse risorse attratte) € 90,3 miliardi

Progetti conclusi 25% | Progetti liquidati 5% | Progetti in corso 65% | Progetti non avviati 5%

Dati espressi in euro

Temi
In quali settori si interviene?

- Trasporti 30%
- Ambiente 14%
- Istruzione 2%
- Cultura e turismo 6%
- Agenda digitale 4%
- Energia 2%
- Infanzia e anziani 1%
- Ricerca e innovazione 14%
- Ocupazione 2%
- Inclusione sociale 6%
- Competitività imprese 4%
- Rafforzamento PA 2%
- Città e aree rurali 2%

Territori
Dove si interviene?

Cerca un territorio

Natura dell'investimento
Cosa si fa con i progetti?

- Acquisto beni e servizi 46.157.081.411
- Infrastrutture 90.950.516.264

SCRIVI A OPENCOESIONE | NEWS | NEWSLETTER | ENGLISH

COESIONE ITALIA | OPENCOESIONE
Verso un migliore uso delle risorse: scopri, segui, sollecita.

HOME | Scopri LA COESIONE | Segui LE STORIE | Scopri I DATI | Sollecita IL MONITORAGGIO CIVICO | Segui RIUSO E PUBBLICAZIONI | Cerca

Aggiornamento dati, Fondi Europei

Approvati tutti i programmi della politica di coesione europea 2021-2027 a titolarità italiana

Con l'adozione del Programma Nazionale Capacità per la coesione da parte della Commissione Europea, il 12 gennaio 2023, si è chiusa per l'Italia la fase...

CONTINUA

I DATI DELLA POLITICA DI COESIONE

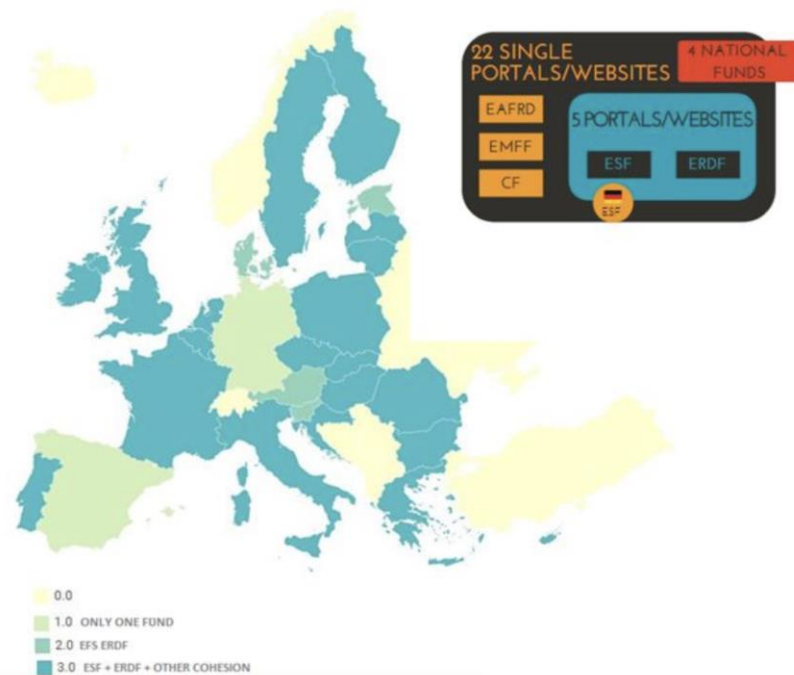
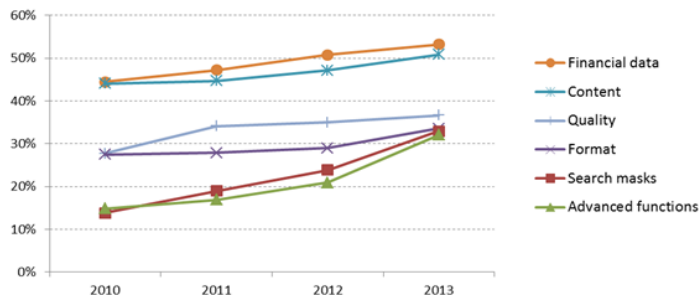
Dati su programmazione e attuazione delle politiche di coesione comunitarie e nazionali, aggiornati con cadenza bimestrale

Costo pubblico monitorato € 214,5 miliardi | Pagamenti monitorati € 109,2 miliardi | Progetti monitorati 1.804.306

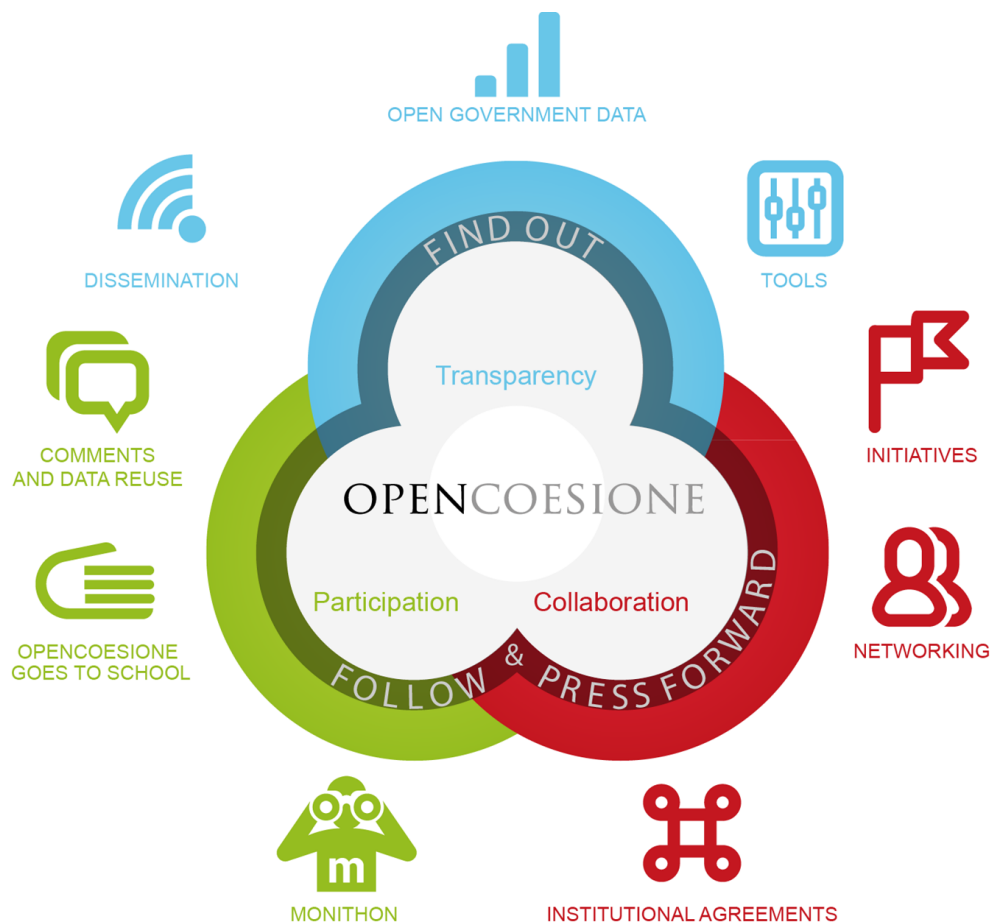
NAVIGA I DATI | SCARICA GLI OPEN DATA

OPENCOESIONE: started from observation

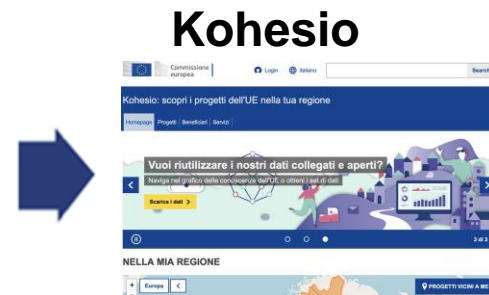
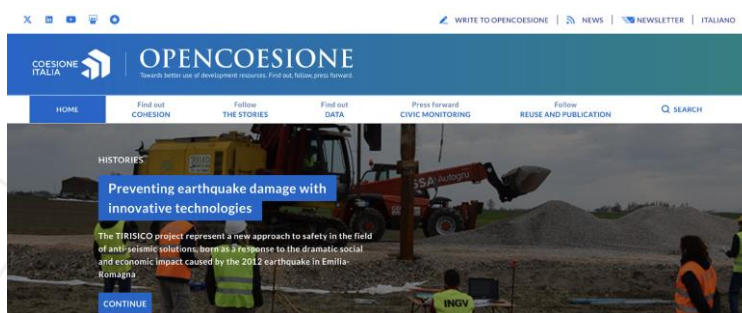
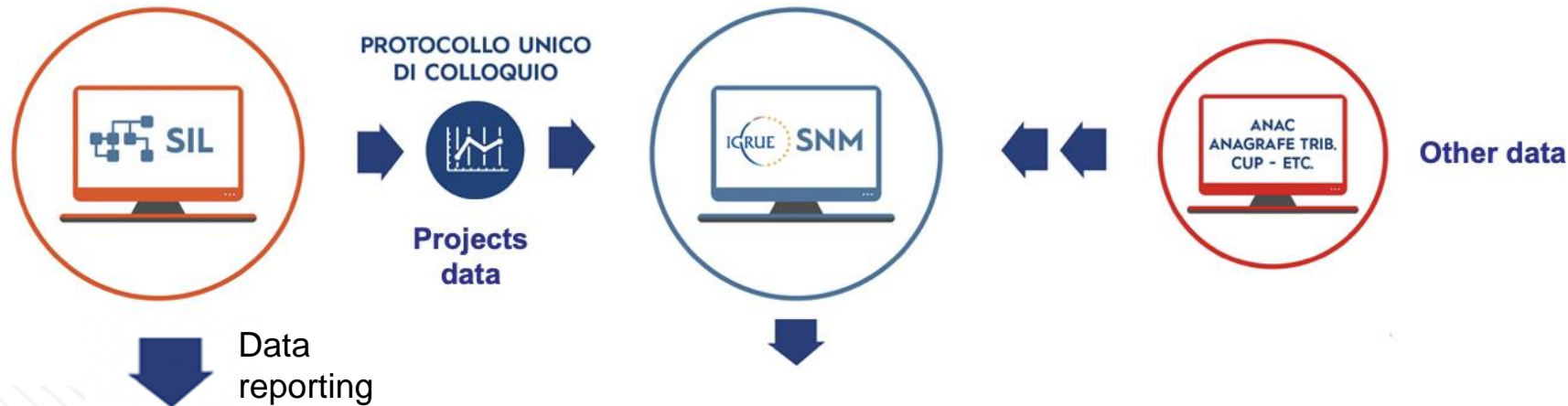
We started in 2010 by analyzing the results of an independent study on transparency of the European Structural Funds, based on a survey thereafter periodically updated as part of the OpenCoesione activities. Last update 2018



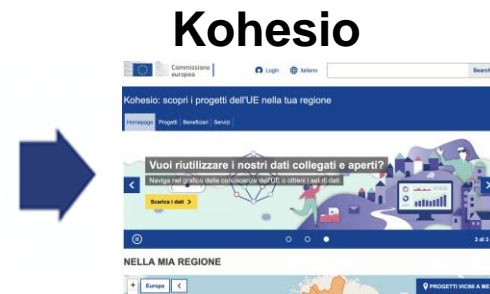
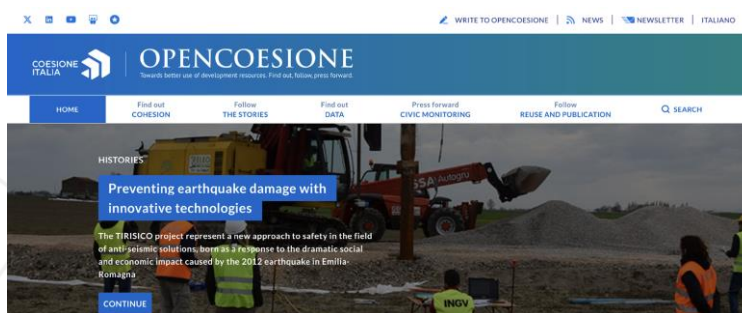
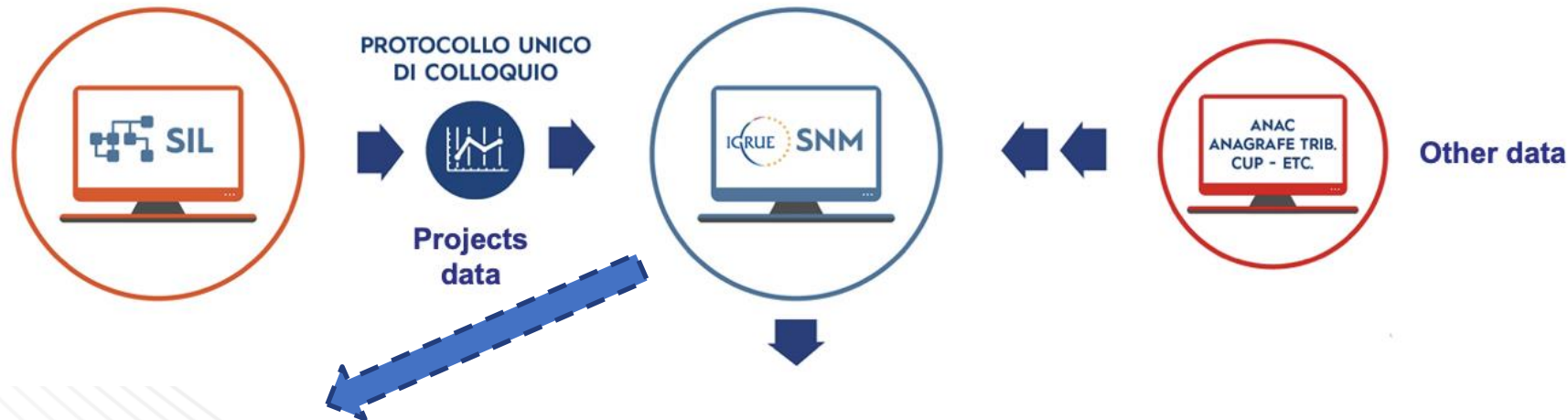
OpenCoesione: a complete Open Govt initiative



OpenCoesione: Where data comes from... E-cohesion – AS IS



OpenCoesione: Where data comes from... E-cohesion – TO BE

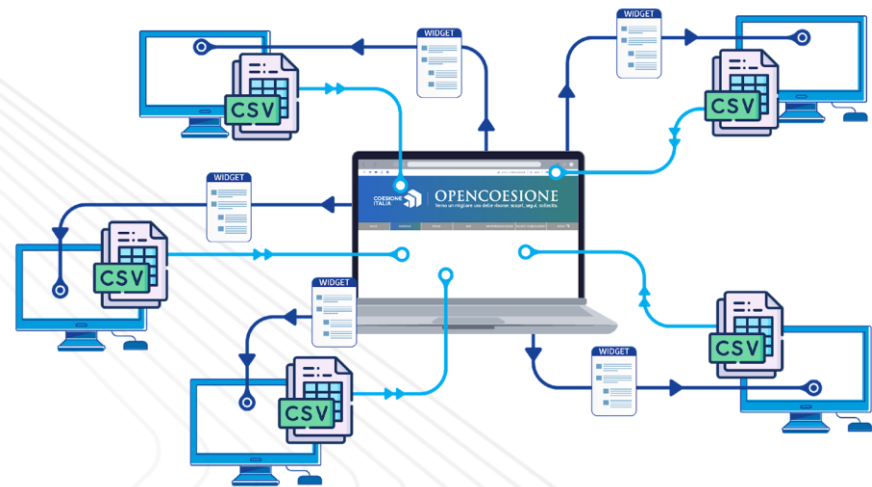


Where does your data come from?

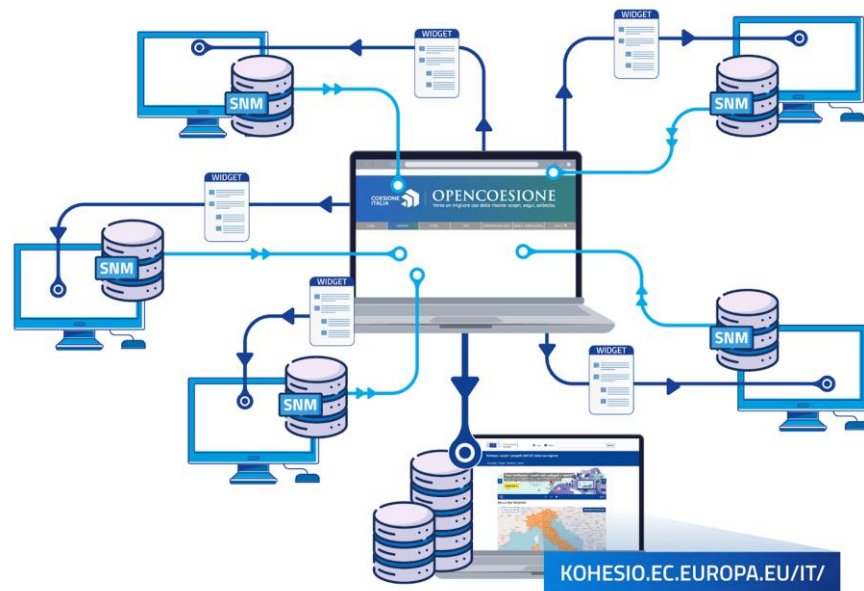
How do your Managing Authorities collect data?

Other Data utility for PA in the E-cohesion context

Funding Opportunities



List of Beneficiaries



Other Data utility for PA in the E-cohesion context


Do you have any data utility for your PAs?



OpenCoesione: Our data users. Our collaboration

OPENCOESIONE

Towards better use of development resources.
Find out, follow, press forward.



Citizens

Researchers

Policy makers

Journalists

Media

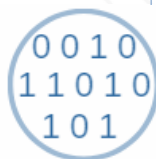
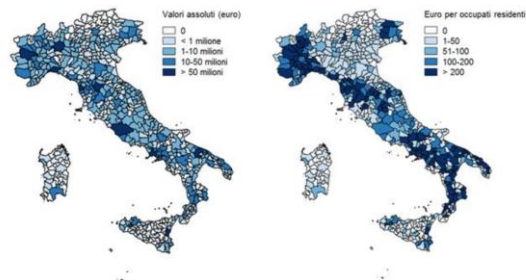
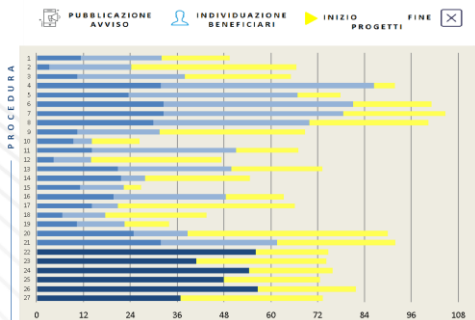
Other Data users

Data utility for collaboration



Data help in expressing better evaluation questions

i.e Research sector: a NUVAP pre-evaluation analysis based on data on over 21,000 projects selected considering procedural information in order to extract a sample as a basis for an in-depth evaluation



Data help in starting specific analysis

- Data Card
- Thematic focus

Data utility for researchers



In-depth understanding of the meaning of each single variable
relevance of metadata + initiatives to deepen data knowledge



Administrative data are not statistical ones and are not released for an explicit research purpose!



*OpenCoesione Data Study Groups – OpenCoesione Evidence Labs
launched within the National Evaluation System*



Need of data integration with other sources



Use of standardization techniques to compare data
Relevance of temporal references



Team with multidisciplinary skills: policy and data analysts



OpenCoesione releases relational databases whose size is of the order of a million records with more than 200 variables

■ ■ Data utility for collaboration

Do you experienced collaboration with other entities that use your data?



Data for participation



OPEN DATA, DATA JOURNALISM
AND CIVIC MONITORING
ON COHESION POLICY
FOR EUROPEAN STUDENTS

www.ascuoladiopencoesione.it



Data for participation



Lesson 1 - Design



Lesson 2 - Analyze



Lesson 3 - Explore



Lesson 4 - Tell the story

Educational content available in English:
<http://www.ascuoladiopencoessione.it/en/lessons>

Educational model ready to be reused and easily adapted
to further public policy issues

At the School of OpenCohesion in Europe

In Italy the project was launched in 2013.
In other European involved countries
(Bulgaria, Croatia, Greece, Spain, Portugal)
the pilot initiative started with the 2019-2020
school year



From the first pilot in Italy (2013) the project reached overall more than **34,000 students** and **3,000 teachers** with **1.400 monitored projects** freely selected

Data for participation

Monithon is an independent initiative for citizen monitoring of cohesion policy projects in Italy based on **open data** from OpenCoesione



monitoring marathon



**CHOOSE A PROJECT ON
OPENCoesione**



EXPLORE ON THE FIELD



CALL YOUR FRIENDS



DRAFT A REPORT



**STUDY THE STORY OF THE
PROJECT**



SHARE



Data for participation

Monithon infographics (Italian monitoring reports)

What is being monitored?



9.41
billions

of public funding monitored
from 2013 to 2019

EUROPEAN FUNDS
(ERDF, ESF) 65%



NATIONAL FUNDS
(FSC, PAC) 35%

% Funded Projects

Main policy topics investigated



TRANSPORTATION
6.6 billion €
75 projects



CULTURE AND TOURISM
835 million €
192 projects



ENVIRONMENT
759 million €
122 projects



RESEARCH & INNOVATION
398 million €
53 projects

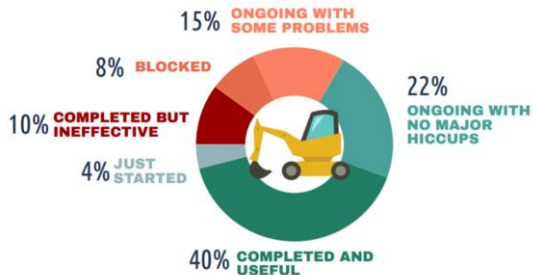


URBAN & RURAL POLICY
217 million €
74 projects



SOCIAL INCLUSION
213 million €
66 projects

Overall judgement for monitored projects



% Reports

Problems found



% Reports

■ ■ Data for participation

Have you experienced data use for civic participation?



Do you have any other experience to share?





OPENCOESIONE

Verso un migliore uso delle risorse: scopri, segui, sollecita.

Thanks

info@opencoessione.gov.it